

Surface Mount Buried Single Layer™ Capacitors

Presidio Advantage

- Alternative to wire-bondable capacitors for coupling on a micro-strip (Figures 1 & 2) or as bypass capacitor on coplanar waveguides (Figure 3)
- Elimination of additional impedance caused by wire bonding
- Minimum discontinuity in circuit elements
- Select capacitance values and voltage ratings from application tables
- Use **Kent Simulator** for modeling
- RoHS compliant (except with 'N' termination)

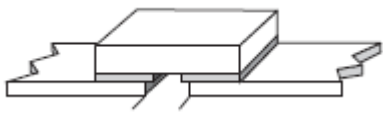


Figure 1
Microwave

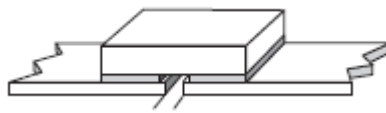


Figure 2
Millimeterwave

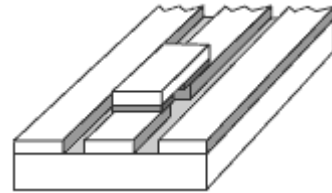
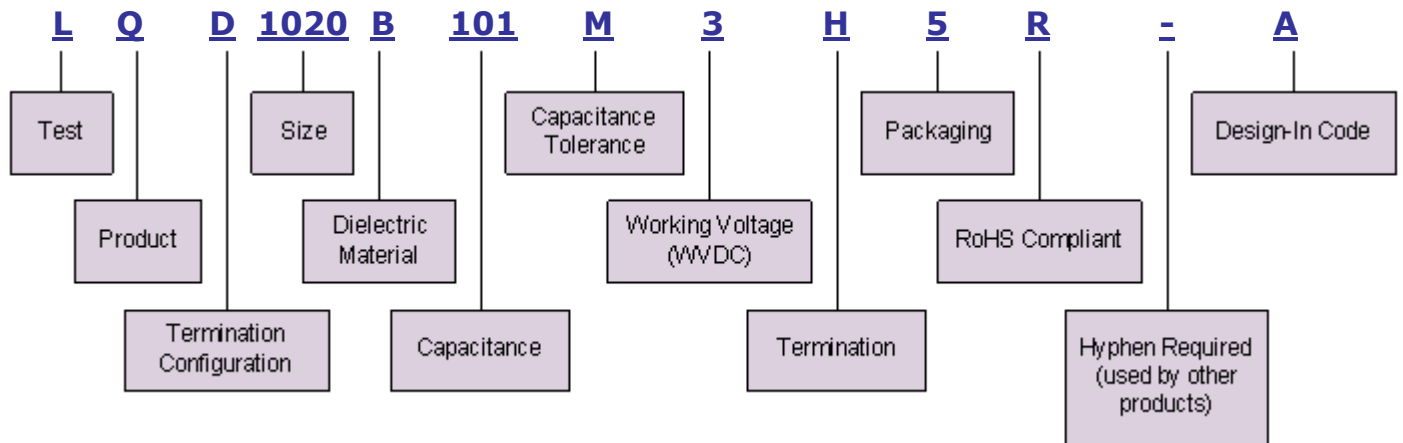


Figure 3
Coplanar Waveguide

Global Part Number Example (How to Order)



Product Code

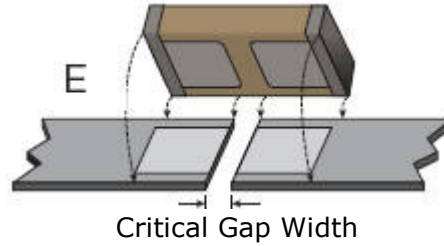
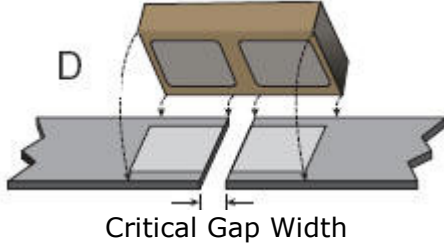
Q Buried Single Layer™ Surface Mount Capacitor



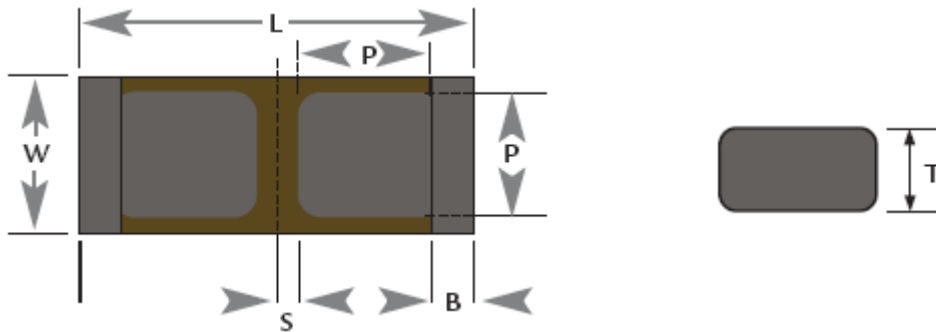
Surface Mount Buried Single Layer™ Capacitors

Termination Configuration Codes

Code	Description	Attachment
D	Bottom side only	Conductive Epoxy or AuSn
E	Termed and Plated	Solder Attach



Dimensions



Inches							
Size	Width W	Length L	Thickness T	Nominal P	Min. B	Nominal S	Not Specified Tolerance
1020	0.010	0.020 ± 0.003	0.005	0.007	0.0005	0.0015	± 0.002
1224	0.012	0.024 ± 0.003	0.006	0.009	0.0005	0.0015	± 0.002
1530	0.015	0.030 ± 0.003	0.007	0.011	0.001	0.0025	± 0.002
1734	0.017	0.034 ± 0.003	0.008	0.013	0.001	0.0025	± 0.002
2040	0.020	0.040 ± 0.003	0.010	0.016	0.001	0.0025	± 0.002
2244	0.022	0.044 ± 0.003	0.011	0.018	0.001	0.0025	± 0.002
2550	0.025	0.050 ± 0.003	0.012	0.021	0.001	0.0025	± 0.002
2754	0.027	0.054 ± 0.003	0.013	0.023	0.001	0.0025	± 0.002
3060	0.030	0.060 ± 0.003	0.015	0.026	0.001	0.0025	± 0.002



7169 Construction Court, San Diego, CA 92121 USA • Tel: 858-578-9390 • Fax: 800-538-3880 or 858-578-6225
 Web: www.presidiocomponents.com • Email: info@presidiocomponents.com

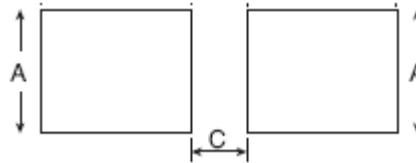
Surface Mount Buried Single Layer™ Capacitors

Millimeters (reference only)							
Size	Width W	Length L	Thickness T	Nominal P	Min. B	Nominal S	Not Specified Tolerance
1020	0.254	0.508 ± 0.076	0.127	0.178	0.013	0.038	± 0.051
1224	0.305	0.610 ± 0.076	0.152	0.229	0.013	0.038	± 0.051
1530	0.381	0.762 ± 0.076	0.178	0.279	0.025	0.064	± 0.051
1734	0.432	0.864 ± 0.076	0.203	0.330	0.025	0.064	± 0.051
2040	0.508	1.016 ± 0.076	0.254	0.406	0.025	0.064	± 0.051
2244	0.559	1.118 ± 0.076	0.279	0.457	0.025	0.064	± 0.051
2550	0.635	1.270 ± 0.076	0.305	0.533	0.025	0.064	± 0.051
2754	0.686	1.372 ± 0.076	0.330	0.584	0.025	0.064	± 0.051
3060	0.762	1.524 ± 0.076	0.381	0.660	0.025	0.064	± 0.051

Recommended Mounting Pads

Inches		
Size	Min. A	Min. C
1020	0.010	0.003
1224	0.012	0.003
1530	0.015	0.005
1734	0.017	0.005
2040	0.020	0.005
2244	0.022	0.005
2550	0.025	0.005
2754	0.027	0.005
3060	0.030	0.005

Millimeters (reference only)		
Size	Min. A	Min. C
1020	0.254	0.076
1224	0.305	0.076
1530	0.381	0.127
1734	0.432	0.127
2040	0.508	0.127
2244	0.559	0.127
2550	0.635	0.127
2754	0.686	0.127
3060	0.762	0.127



Surface Mount Buried Single Layer™ Capacitors

Termination Codes

Code	Description	Configuration
H	99.95% Au	D
N	90/10 Tin/Lead over Ni, Term	E
T	100% Tin	E
P	Palladium Silver	E

RoHS Compliance

Code	Compliant
R	Yes
N	No
R	Yes
R	Yes

Packaging Codes

Code	Description
5	Waffle Pack
1	Tape & Reel (call factory)



PRESIDIO COMPONENTS, INC.

7169 Construction Court, San Diego, CA 92121 USA • Tel: 858-578-9390 • Fax: 800-538-3880 or 858-578-6225
Web: www.presidiocomponents.com • Email: info@presidiocomponents.com