



0603 NPO CERAMIC CAPACITORS FOR RF & MICROWAVE

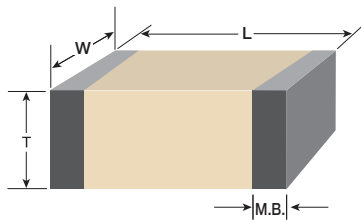
- Low ESR, High Q
- Q = 10,000 at 1 MHz
- For Use Up to Ku-Band
- 100% Made in U.S.A.
- Superior Mechanical Strength
- Suitable for Military and Space

PRESIDIO PART NUMBER	CAP. (pF)	TOL.	WVDC
0603NPO0R05M&N1N-	0.05	M	100, 250
0603NPO0R1_&N1N-	0.1	A,B	100, 250
0603NPO0R2_&N1N-	0.2	A,B	100, 250
0603NPO0R3_&N1N-	0.3	A,B,C	100, 250
0603NPO0R4_&N1N-	0.4	A,B,C	100, 250
0603NPO0R5_&N1N-	0.5	A,B,C	100, 250
0603NPO0R6_&N1N-	0.6	A,B,C	100, 250
0603NPO0R7_&N1N-	0.7	A,B,C	100, 250
0603NPO0R8_&N1N-	0.8	A,B,C	100, 250
0603NPO0R9_&N1N-	0.9	A,B,C	100, 250
0603NPO1R0_&N1N-	1.0	A,B,C	100, 250
0603NPO1R1_&N1N-	1.1	A,B,C,D	100, 250
0603NPO1R2_&N1N-	1.2	A,B,C,D	100, 250
0603NPO1R3_&N1N-	1.3	A,B,C,D	100, 250
0603NPO1R5_&N1N-	1.5	A,B,C,D	100, 250
0603NPO1R6_&N1N-	1.6	A,B,C,D	100, 250
0603NPO1R8_&N1N-	1.8	A,B,C,D	100, 250
0603NPO2R0_&N1N-	2.0	A,B,C,D	100, 250
0603NPO2R2_&N1N-	2.2	A,B,C,D	100, 250
0603NPO2R4_&N1N-	2.4	A,B,C,D	100, 250

PRESIDIO PART NUMBER	CAP. (pF)	TOL.	WVDC
0603NPO2R7_&N1N-	2.7	A,B,C,D	100, 250
0603NPO3R0_&N1N-	3.0	A,B,C,D	100, 250
0603NPO3R3_&N1N-	3.3	A,B,C,D	100, 250
0603NPO3R6_&N1N-	3.6	A,B,C,D	100, 250
0603NPO3R9_&N1N-	3.9	A,B,C,D	100, 250
0603NPO4R3_&N1N-	4.3	A,B,C,D	100, 250
0603NPO4R7_&N1N-	4.7	A,B,C,D	100, 250
0603NPO5R1_&N1N-	5.1	A,B,C,D	100, 250
0603NPO5R6_&N1N-	5.6	A,B,C,D	100, 250
0603NPO6R2_&N1N-	6.2	A,B,C,D	100, 250
0603NPO6R8_&N1N-	6.8	A,B,C,D	100, 250
0603NPO7R5_&N1N-	7.5	A,B,C,D	100, 250
0603NPO8R2_&N1N-	8.2	A,B,C,D	100, 250
0603NPO9R1_&N1N-	9.1	A,B,C,D	100, 250
0603NPO100_&N1N-	10	F,G,J,K	100, 250
0603NPO110_&N1N-	11	F,G,J,K	100, 250
0603NPO120_&N1N-	12	F,G,J,K	100, 250
0603NPO130_&N1N-	13	F,G,J,K	100, 250
0603NPO150_&N1N-	15	F,G,J,K	100, 250
0603NPO160_&N1N-	16	F,G,J,K	100, 250

PRESIDIO PART NUMBER	CAP. (pF)	TOL.	WVDC
0603NPO180_&N1N-	18	F,G,J,K	100, 250
0603NPO200_&N1N-	20	F,G,J,K	100, 250
0603NPO220_&N1N-	22	F,G,J,K	100, 250
0603NPO240_&N1N-	24	F,G,J,K	100, 250
0603NPO270_&N1N-	27	F,G,J,K	100, 250
0603NPO300_&N1N-	30	F,G,J,K	100, 250
0603NPO330_&N1N-	33	F,G,J,K	100, 250
0603NPO360_&N1N-	36	F,G,J,K	100, 250
0603NPO390_&N1N-	39	F,G,J,K	100, 250
0603NPO430_&N1N-	43	F,G,J,K	100, 250
0603NPO470_&N1N-	47	F,G,J,K	100, 250
0603NPO510_&N1N-	51	F,G,J,K	100, 250
0603NPO560_&N1N-	56	F,G,J,K	100, 250
0603NPO620_&N1N-	62	F,G,J,K	100, 250
0603NPO680_&N1N-	68	F,G,J,K	100, 250
0603NPO750_&N1N-	75	F,G,J,K	100, 250
0603NPO820_&N1N-	82	F,G,J,K	100, 250
0603NPO910_&N1N-	91	F,G,J,K	100, 250
0603NPO101_&N1N-	100	F,G,J,K	100, 250

PART NUMBER CODES AND DIMENSIONS



Capacitance Codes for Multilayer Capacitor

First Two Digits = Significant Figures of Capacitance in Picofarads

Third Digit = Additional Number of Zeros

Examples:

- 0R1 = 0.1 pF
- 1R0 = 1 pF
- 100 = 10 pF
- 101 = 100 pF
- 102 = 1,000 pF
- 103 = 10,000 pF

LENGTH (L) INCH (mm)	WIDTH (W) INCH (mm)	THICKNESS (T) INCH (mm)	METALIZATION BAND (M.B.) INCH (mm)
0.063 ± 0.006 (1.60 ± 0.15)	0.032 ± 0.006 (0.81 ± 0.15)	0.035 MAX (0.89 MAX)	0.005 (0.127) min. band 0.020 (0.508) min. space

For military and space voltage ratings and other cap values please contact factory.

Capacitance Tolerance Codes

Code	Tolerance	Cap Range
A	± 0.05 pF	< 10 pF
B	± 0.1 pF	< 10 pF
C	± 0.25 pF	< 10 pF
D	± 0.5 pF	< 10 pF
E	± 0.5%	≥ 10 pF
F	± 1%	≥ 10 pF
G	± 2%	≥ 10 pF
J	± 5%	≥ 10 pF
K	± 10%	≥ 10 pF
M	± 20%	≥ 10 pF

Termination Codes

Code	RoHS Comp.	Typical Application	Termination Build up	Recommended Reflow Temp.
N	No	Solder Reflow	90% Tin/10% Lead Plated Nickel Barrier Silver Base	220°C to 260°C Typical
T	Yes	Solder Reflow	100% Tin Plated Nickel Barrier Silver Base	220°C to 260°C Typical
P	Yes	Conductive Epoxy	Palladium-Silver Non-Magnetic	Cure Epoxy as per Manufacturer's Spec.

Other terminations available. Please contact factory.

Working Voltage

Code	WVDC
1	25
2	50
3	100
A	150
4	200
&	250

Packaging Codes

1 = Tape and Reel
5 = Waffle Pack

Marking available upon request (extra cost)

RoHS

Code	Compliant
N	No
C	Yes

Digital S2P files available.

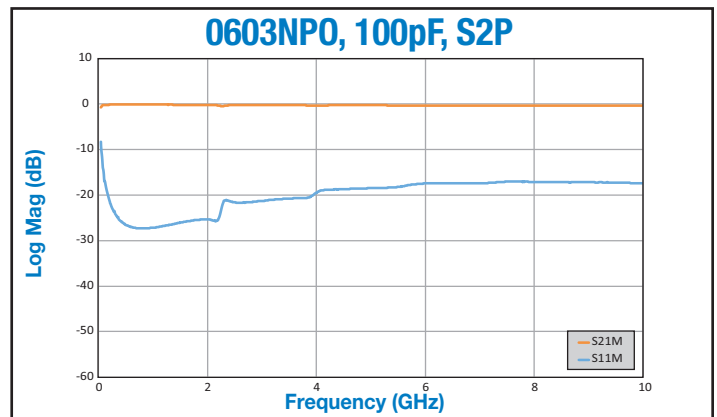
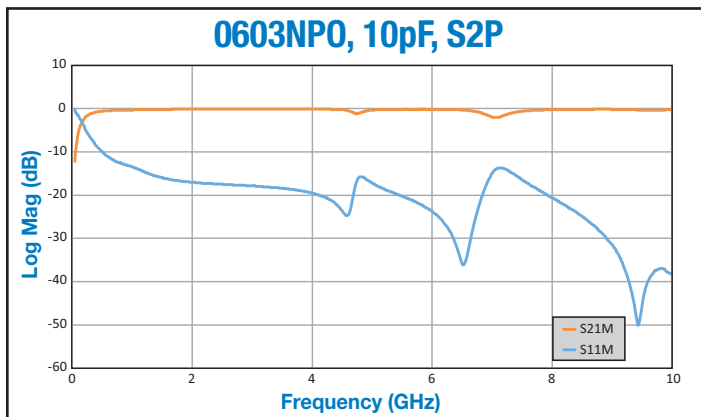
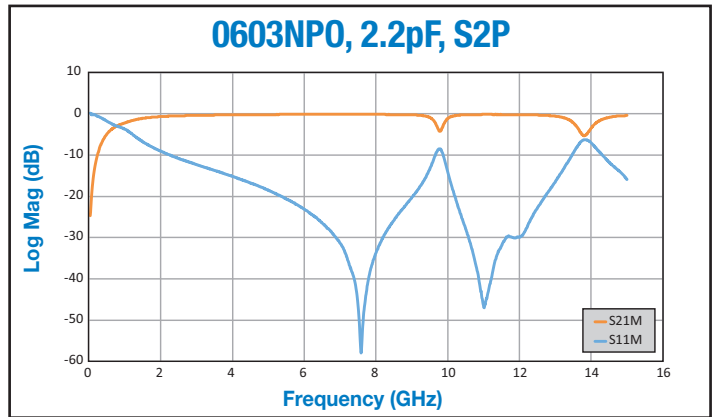
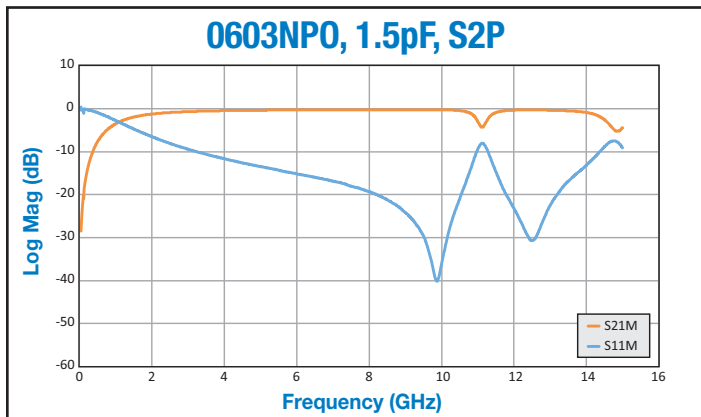
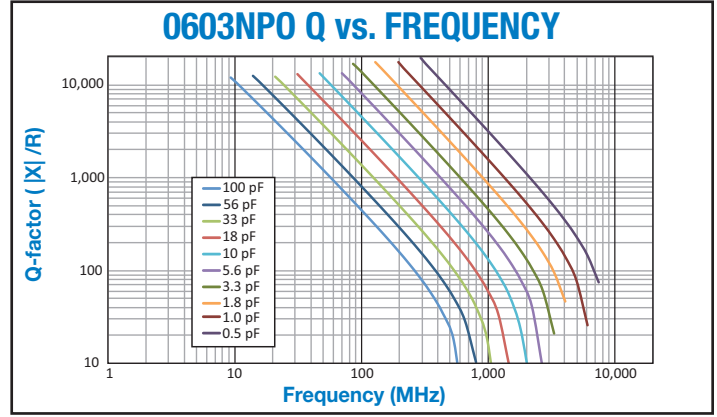
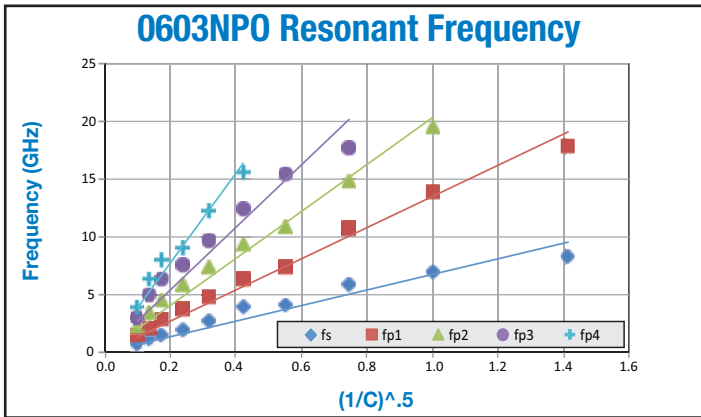
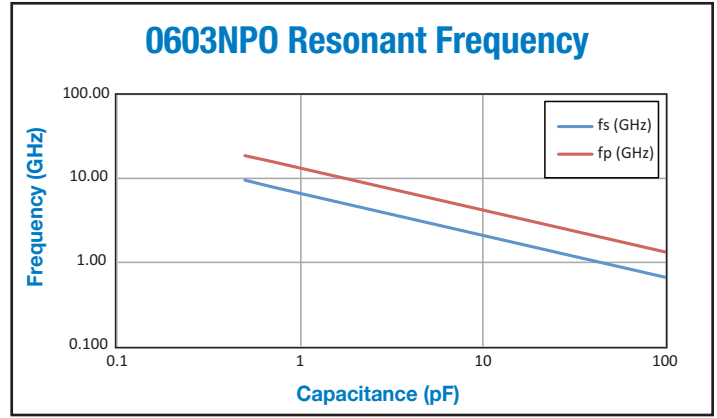
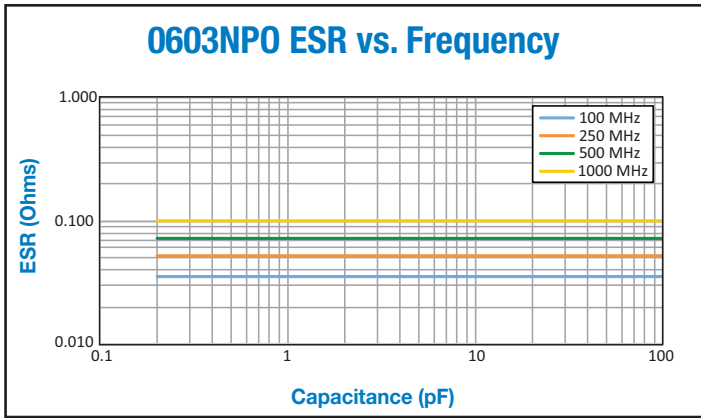
PART NUMBER EXAMPLE (How to Order)

Presidio's NPO capacitors can be upscreened to SPACE LEVEL testing. Consult the factory for details. Some voltage derating may apply.

0603	NPO	270	F	&	N	1	N	—
Size	Dielectric	Capacitance (27 pF)	Capacitance Tolerance (±1%)	Voltage (250V)	Termination (Plated SnPb)	Packaging (Tape & Reel)	Not RoHS Compliant	Design-In Code (optional) (See Cat. 7100)



0603 NPO CERAMIC CAPACITORS FOR RF & MICROWAVE



Digital S2P files available.



PRESIDIO COMPONENTS, INC.

MARCH 2021

7169 Construction Court, San Diego, CA 92121 USA • Tel: 858-578-9390 • Fax: 858-578-6225

www.presidiocomponents.com • info@presidiocomponents.com