



0505 NPO CERAMIC CAPACITORS FOR RF & MICROWAVE

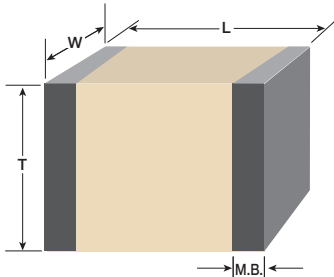
- Low ESR, High Q
- Q = 10,000 at 1 MHz
- For Use Up to Ku-Band
- 100% Made in U.S.A.
- Superior Mechanical Strength
- Suitable for Military and Space

PRESIDIO PART NUMBER	CAP. (pF)	TOL.	VWDC STD, EXT
0505NPOR05MAN1N-	0.05	M	150, 250
0505NPO0R1_AN1N-	0.1	A,B	150, 250
0505NPO0R2_AN1N-	0.2	A,B,C	150, 250
0505NPO0R3_AN1N-	0.3	A,B,C	150, 250
0505NPO0R4_AN1N-	0.4	A,B,C	150, 250
0505NPO0R5_AN1N-	0.5	A,B,C	150, 250
0505NPO0R6_AN1N-	0.6	A,B,C	150, 250
0505NPO0R7_AN1N-	0.7	A,B,C	150, 250
0505NPO0R8_AN1N-	0.8	A,B,C	150, 250
0505NPO0R9_AN1N-	0.9	A,B,C	150, 250
0505NPO1R0_AN1N-	1.0	A,B,C	150, 250
0505NPO1R1_AN1N-	1.1	A,B,C,D	150, 250
0505NPO1R2_AN1N-	1.2	A,B,C,D	150, 250
0505NPO1R3_AN1N-	1.3	A,B,C,D	150, 250
0505NPO1R5_AN1N-	1.5	A,B,C,D	150, 250
0505NPO1R6_AN1N-	1.6	A,B,C,D	150, 250
0505NPO1R8_AN1N-	1.8	A,B,C,D	150, 250
0505NPO2R0_AN1N-	2.0	A,B,C,D	150, 250
0505NPO2R2_AN1N-	2.2	A,B,C,D	150, 250
0505NPO2R4_AN1N-	2.4	A,B,C,D	150, 250
0505NPO2R7_AN1N-	2.7	A,B,C,D	150, 250
0505NPO3R0_AN1N-	3.0	A,B,C,D	150, 250
0505NPO3R3_AN1N-	3.3	A,B,C,D	150, 250
0505NPO3R6_AN1N-	3.6	A,B,C,D	150, 250
0505NPO3R9_AN1N-	3.9	A,B,C,D	150, 250
0505NPO4R3_AN1N-	4.3	A,B,C,D	150, 250
0505NPO4R7_AN1N-	4.7	A,B,C,D	150, 250
0505NPO5R1_AN1N-	5.1	A,B,C,D	150, 250

PRESIDIO PART NUMBER	CAP. (pF)	TOL.	VWDC STD, EXT
0505NPO5R6_AN1N-	5.6	A,B,C	150, 250
0505NPO6R2_AN1N-	6.2	A,B,C	150, 250
0505NPO6R8_AN1N-	6.8	A,B,C	150, 250
0505NPO7R5_AN1N-	7.5	A,B,C,D	150, 250
0505NPO8R2_AN1N-	8.2	A,B,C,D	150, 250
0505NPO9R1_AN1N-	9.1	A,B,C,D	150, 250
0505NPO100_AN1N-	10	F,G,J,K	150, 250
0505NPO110_AN1N-	11	F,G,J,K	150, 250
0505NPO120_AN1N-	12	F,G,J,K	150, 250
0505NPO130_AN1N-	13	F,G,J,K	150, 250
0505NPO150_AN1N-	15	F,G,J,K	150, 250
0505NPO160_AN1N-	16	F,G,J,K	150, 250
0505NPO180_AN1N-	18	F,G,J,K	150, 250
0505NPO200_AN1N-	20	F,G,J,K,M	150, 250
0505NPO220_AN1N-	22	F,G,J,K,M	150, 250
0505NPO240_AN1N-	24	F,G,J,K,M	150, 250
0505NPO270_AN1N-	27	F,G,J,K,M	150, 250
0505NPO300_AN1N-	30	F,G,J,K,M	150, 250
0505NPO330_AN1N-	33	F,G,J,K,M	150, 250
0505NPO360_AN1N-	36	F,G,J,K,M	150, 250
0505NPO390_AN1N-	39	F,G,J,K,M	150, 250
0505NPO430_AN1N-	43	F,G,J,K,M	150, 250
0505NPO470_AN1N-	47	F,G,J,K,M	150, 250
0505NPO510_AN1N-	51	F,G,J,K,M	150, 250
0505NPO560_AN1N-	56	F,G,J,K,M	150, 250
0505NPO620_AN1N-	62	F,G,J,K,M	150, 250
0505NPO680_AN1N-	68	F,G,J,K,M	150, 250
0505NPO750_AN1N-	75	F,G,J,K,M	150, 250

PRESIDIO PART NUMBER	CAP. (pF)	TOL.	VWDC STD, EXT
0505NPO820_AN1N-	82	F,G,J,K,M	150, 250
0505NPO910_AN1N-	91	F,G,J,K,M	150, 250
0505NPO101_AN1N-	100	F,G,J,K,M	150, 250
0505NPO111_AN1N-	110	F,G,J,K,M	150
0505NPO121_AN1N-	120	F,G,J,K,M	150
0505NPO131_AN1N-	130	F,G,J,K,M	150
0505NPO151_AN1N-	150	F,G,J,K,M	150
0505NPO161_AN1N-	160	F,G,J,K,M	150
0505NPO181_AN1N-	180	F,G,J,K,M	150
0505NPO201_AN1N-	200	F,G,J,K,M	150
0505NPO221_AN1N-	220	F,G,J,K,M	150
0505NPO241_AN1N-	240	F,G,J,K,M	150
0505NPO271_AN1N-	270	F,G,J,K,M	150
0505NPO301_AN1N-	300	F,G,J,K,M	150
0505NPO331_AN1N-	330	F,G,J,K,M	150
0505NPO361_AN1N-	360	F,G,J,K,M	150
0505NPO391_AN1N-	390	F,G,J,K,M	150
0505NPO431_AN1N-	430	F,G,J,K,M	150
0505NPO471_AN1N-	470	F,G,J,K,M	150
0505NPO511_AN1N-	510	F,G,J,K,M	150
0505NPO561_AN1N-	560	F,G,J,K,M	150
0505NPO621_AN1N-	620	F,G,J,K,M	150
0505NPO681_2N1N-*	680	F,G,J,K,M	50
0505NPO751_2N1N-*	750	F,G,J,K,M	50
0505NPO821_2N1N-*	820	F,G,J,K,M	50
0505NPO911_2N1N-*	910	F,G,J,K,M	50
0505NPO102_2N1N-*	1000	F,G,J,K,M	50

PART NUMBER CODES AND DIMENSIONS



Capacitance Codes for Multilayer Capacitor

First Two Digits = Significant Figures of Capacitance in PicoFarads

Third Digit = Additional Number of Zeros

Example:

- 0R1 = 0.1 pF
- 1R0 = 1 pF
- 100 = 10 pF
- 101 = 100 pF
- 102 = 1,000 pF
- 103 = 10,000 pF

LENGTH (L) INCH (mm)	WIDTH (W) INCH (mm)	THICKNESS (T) INCH (mm)	METALIZATION BAND (M.B.) INCH (mm)
0.055 + 0.015/ - 0.010 (1.397 + 0.381/ - 0.254)	0.055 ± 0.015 (1.397 ± 0.381)	0.057 MAX (1.448 MAX)	0.005 (0.127) min. band 0.015 (0.381) min. space

Termination Codes ok

Code	RoHS Comp.	Typical Application	Termination Build up	Recommended Reflow Temp.
T	Yes	Solder Reflow	100% Tin Plated Nickel Barrier Silver Base	220°C to 260°C Typical
N	No	Solder Reflow	90% Tin/10% Lead Plated Nickel Barrier Silver Base	220°C to 260°C Typical
P	Yes	Conductive Epoxy Non-Magnetic	Palladium-Silver	Cure Epoxy as per Manufacturer's Spec.
G	Yes	Conductive Epoxy, Wire Bondable	50 µ" Gold Typical Nickel Barrier Silver Base	Cure Epoxy as per Manufacturer's Spec.
M	Yes	Solder Reflow	100% Tin Plated Non-Magnetic	220°C to 260°C Typical

For other cap values contact factory. Voltages in **BOLD** are for military and space.

Capacitance Tolerance Codes

Code	Tolerance	Cap Range
A	± 0.05 pF	< 10 pF
B	± 0.1 pF	< 10 pF
C	± 0.25 pF	< 10 pF
D	± 0.5 pF	< 10 pF
E	± 0.5%	≥ 10 pF
F	± 1%	≥ 10 pF
G	± 2%	≥ 10 pF
J	± 5%	≥ 10 pF
K	± 10%	≥ 10 pF
M	± 20%	≥ 10 pF

Working Voltage

Code	VWDC
1	25
2	50
3	100
A	150
4	200
&	250

Packaging Codes

1 = Tape and Reel
5 = Waffle Pack
Marking available upon request (extra cost)

RoHS

Code	Compliant
N	No
C	Yes

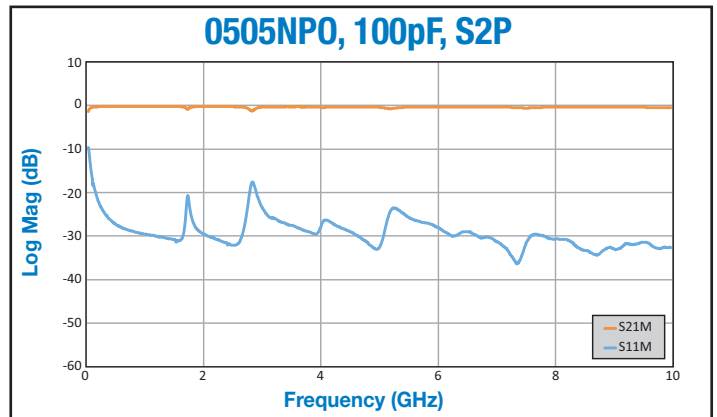
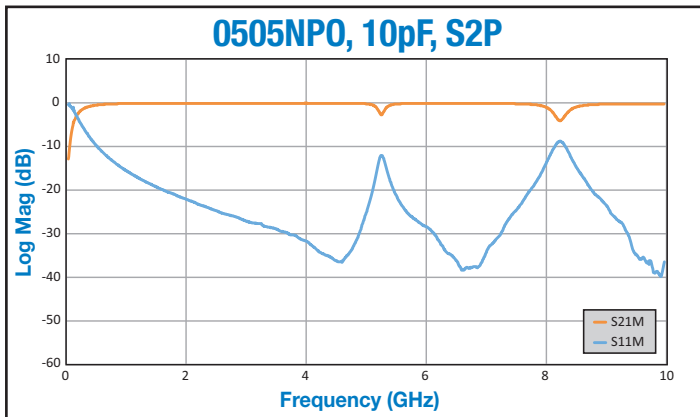
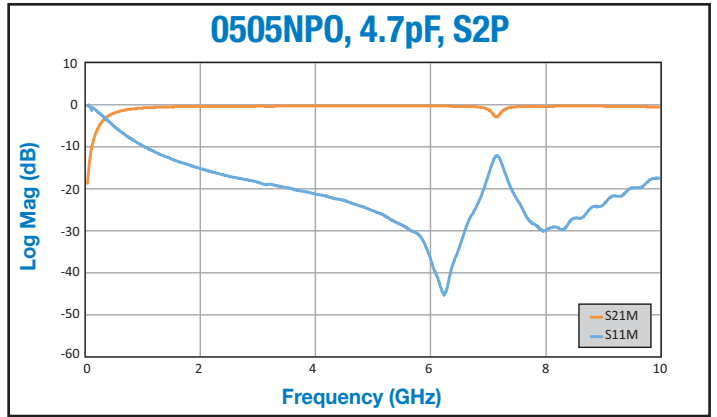
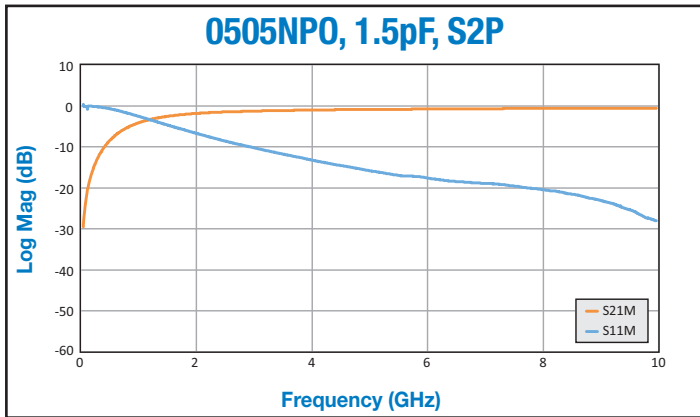
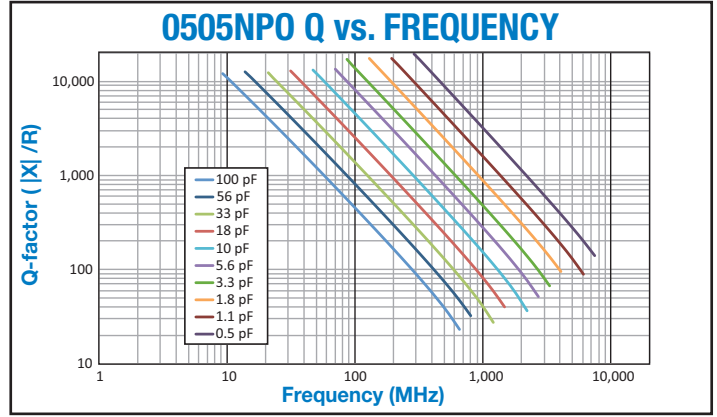
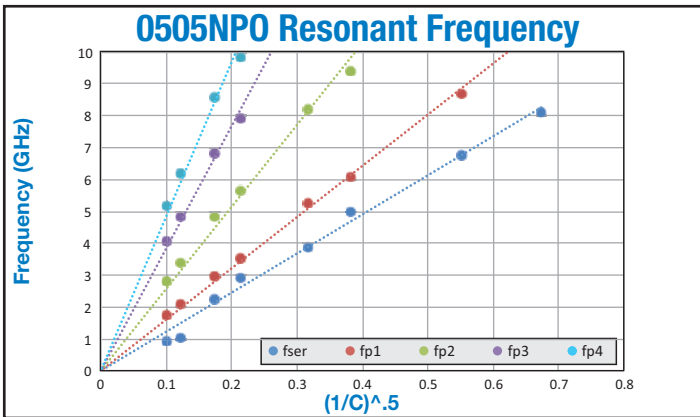
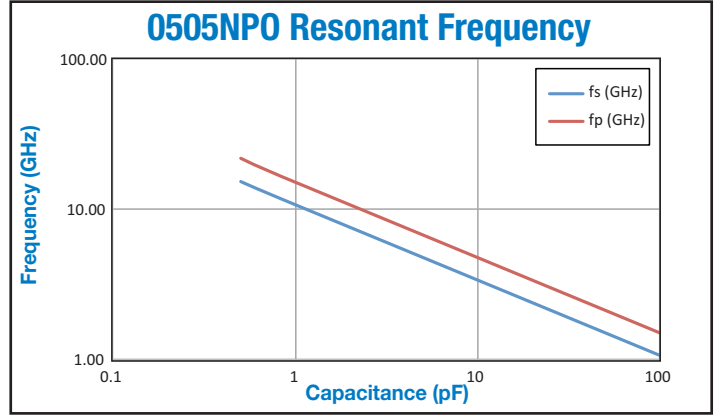
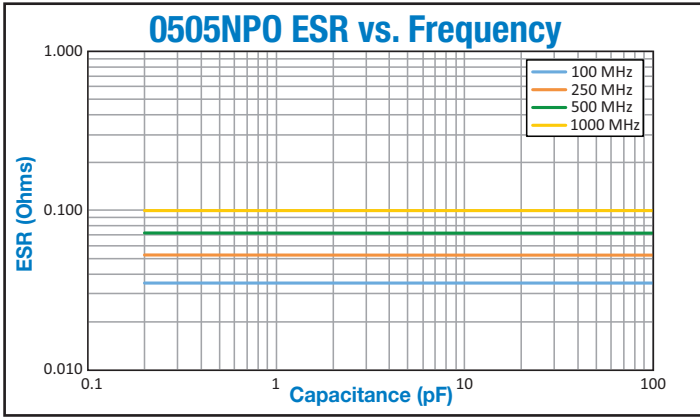
Presidio's NPO capacitors can be upscreened to SPACE LEVEL testing. Consult the factory for details. Some voltage derating may apply.

Call factory for digital copy of S2P files.

PART NUMBER EXAMPLE (How to Order)

0505	NPO	101	F	A	N	1	N	
Size	Dielectric	Capacitance (100 pF)	Capacitance Tolerance (± 1%)	Voltage (150 V)	Termination (Plated SnPb)	Packaging (Tape and Reel)	RoHS Compliant	Design-In Code (See Page 19)

0505 NPO CERAMIC CAPACITORS PERFORMANCE CHARTS



Call factory for digital copy of the 0505 NPO S2P files.