

POWER-STACK™ CAPACITORS

STACKED CERAMIC CAPACITORS FOR USE IN HIGH POWER, HIGH VIBRATION, AND HIGH MECHANICAL SHOCK ENVIRONMENTS

AVAILABLE IN ALL DIELECTRIC TYPES AND VOLTAGE RATINGS

SUPERIOR PERFORMANCE

ESL is typically less than half of a 49470 style device, as a result of the vertical plate design of the capacitors, and the current flow symmetry of the flying lead design.

ESR is low due to both the vertical layer chip attachment to the base plate, and the dual attachment of the top lead assembly.


HEAT DISSIPATION is achieved by conduction through the robust base plate connection.

VIBRATION PERFORMANCE The robust base plate and the dual top lead attachment provide superior tolerance for vibration.

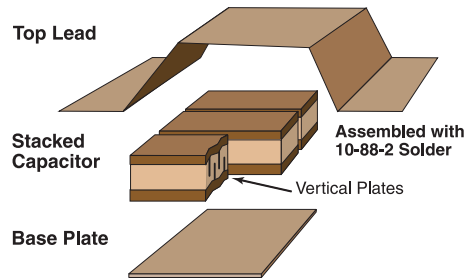
VOLTAGES 25V to 1000V

DIELECTRICS

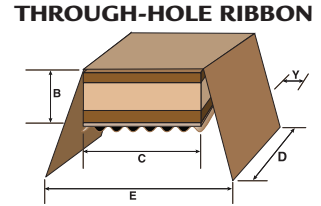
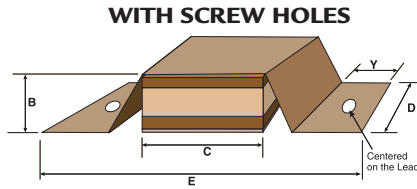
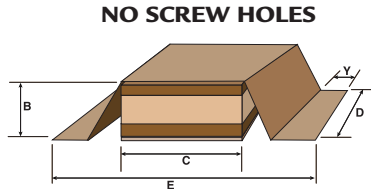
K14	NPQ Porcelain	K2000	BX
K100	NPO/BP	K5000	X7R
K500	N2T		



ASSEMBLY DETAILS



DIMENSIONS



SIZE	NO SCREW HOLES		WITH SCREW HOLES		THROUGH-HOLE RIBBON				
	HEIGHT B Inches (mm)	LENGTH C Inches (mm)	WIDTH D Inches (mm)	OVERALL LENGTH E Inches (mm)	FOOT WIDTH Y Inches (mm)	OVERALL LENGTH E Inches (mm)	FOOT WIDTH Y With Screw Holes With Screw Holes (See PN Below)	OVERALL LENGTH E	FOOT WIDTH Y Through-Hole Ribbon
	MAX	± 0.015 (0.38)	± .025 (0.64)	± .025 (0.64)	± 0.015 (0.38)	± .025 (0.64)	± .020 (0.51)	Call Presidio for More Information	
PS4	0.250 (6.35)	0.400 (10.16)	0.400 (10.16)	0.640 (16.26)	0.060 (1.52)	1.100 (27.94)	0.300 (7.62)		
PS9	0.500 (12.70)	1.050 (26.67)	0.500 (12.70)	1.400 (35.56)	0.100 (2.54)	1.800 (45.72)	0.300 (7.62)		

AVAILABLE CAPACITANCE VALUES

	PS4					PS9				
	NPQ	NPO	N2T	BX	X7R	NPQ	NPO	NT2	BX	X7R
25V				5.6µF	15µF				56µF	120µF
50V		180nF	1µF	4.7µF	10µF		2µF	10µF	47µF	100µF
100V	27nF	100nF	.47µF	2.7µF	5.6µF	.22µF	1µF	4.7µF	22µF	47µF
200V	12nF	47nF	.33µF	1.2µF	1.8µF	.1µF	.39µF	3.3µF	10µF	15µF
500V	6.8nF	27nF	.27µF	.68µF	.82µF	47nF	.18µF	2.2µF	4.7µF	5.6µF
1000V	1.8nF	6.8nF	82nF	.18µF	.22µF	12nF	47nF	.56µF	1.2µF	1.5µF

Note: Other sizes, capacitances, lead frames, and voltage ratings are available. Consult factory.

EXAMPLE: PS4X7R106K3

HOW TO ORDER OUR POWER-STACK™ CAPACITORS

PS4	X7R	106	K	3	H
Case Code	Dielectric Type	Capacitance Code	Capacitance Tolerance *	Voltage Code	Mounting
See Above	NPQ NPO N2T BX X7R	Capacitance (in picofarads): Two significant figures followed by the number of zeros. Examples: 103=10,000 pF = .01 µF 106=10,000,000 pF=10 µF	F = ± 1% (NPO & NPQ) G = ± 2% (NPO & NPQ) J = ± 5% (NPO & NPQ) K = ± 10% M = ± 20% Z = -20% / +80% P = +100% / -0%	1 = 25V 2 = 50V 3 = 100V 4 = 200V 6 = 500V 9 = 1000V	Part Includes Screw Holes (optional) Blank = No Screw Holes

* Unless otherwise specified. Customer SCD takes precedence.



PRESIDIO COMPONENTS, INC.

7169 Construction Court, San Diego, CA 92121 USA • Tel: +1-858-578-9390 • Fax: +1-858-578-6225
www.presidiocomponents.com • info@presidiocomponents.com